

Test Report

Report No. : TCT200509C020

Date : May. 13, 2020

Page No.: 1 of 7

Applicant: SHENZHEN YANGXING TECHNOLOGY CO.,LTD.
Address: 3rd Floor G building, Gangzhilong Science Park, Qinglong Road No.6,
LongHua District, Shenzhen, China

The following sample was submitted and identified by/on behalf of the client as:

Sample Name: Crystal SMD 3215
Model No.: Crystal SMD 3215 1610 2012
Sample Received Date: 2020.05.09
Testing Period: 2020.05.09—2020.05.13
Test Requested: As specified by client, to determine the 18 Polycyclic Aromatic Hydrocarbons (PAHs) content(s) in the submitted sample(s).
Test Method: Please refer to the following page(s).
Test Result(s): Please refer to the following page(s).

Checked by



Noel Yin

Signed for and on behalf of TCT



Kim Zhang
Technical Manager



Test Report

Report No. : TCT200509C020

Date : May. 13, 2020

Page No.: 2 of 7

Test Results:

18 Polycyclic Aromatic Hydrocarbons (PAHs) content(s)

Method: With reference to AfPS GS 2014:01 PAK

Analysis was performed by Gas Chromatography Mass Spectrometer (GC-MS)

Test Items	CAS No.	MDL (mg/kg)	Content(s)
			1
1. Benzo[a]pyrene (BaP)	50-32-8	0.2	N.D.
2. Benzo[e]pyrene (BeP)	192-97-2	0.2	N.D.
3. Benzo[a]anthracene (BaA)	56-55-3	0.2	N.D.
4. Benzo[b]fluoranthene (BbF)	205-82-3	0.2	N.D.
5. Benzo[j]fluoranthene(BjF)	207-08-9	0.2	N.D.
6. Benzo[k]fluoranthene (BkF)	53-70-3	0.2	N.D.
7. Chrysene (CHR)	218-01-9	0.2	N.D.
8. Dibenzo[a,h]anthracene (DBA)	53-70-3	0.2	N.D.
9. Benzo[g,h,i]perylene (BPE)	191-24-2	0.2	N.D.
10. Indeno[1,2,3-cd]pyrene (IPY)	139-39-5	0.2	N.D.
11. Acenaphthylene (ANY)	208-96-8	0.2	N.D.
12. Acenaphthene (ANA)	83-32-9	0.2	N.D.
13. Fluorene (FLU)	86-73-7	0.2	N.D.
14. Phenanthrene (PHE)	85-01-8	0.2	N.D.
15. Anthracene (ANT)	120-12-7	0.2	N.D.
16. Fluoranthene (FLT)	206-44-0	0.2	N.D.
17. Pyrene (PYR)	129-00-0	0.2	N.D.
18. Naphthalene (NAP)	91-20-3	0.2	N.D.
Sum of (ANY, ANA, FLU, PHE, ANT, FLT, PYR)	—	—	N.D.
Sum of 18 PAHs	—	—	N.D.

Specimen Description:

1. Silvery color electronic component

Test Report

Report No. : TCT200509C020

Date : May. 13, 2020

Page No.: 3 of 7

- Note:
- MDL = Method Detection Limit
 - N.D.= Not Detected(<MDL)
 - mg/kg = ppm = parts per million
 - " "=Not Regulated
 - Results shown as N.D. are ignored in the sum calculation.
 - *The developed naphthalene result will always only show the momentary situation of the test sample at the time of measurement.

Test Report

Report No. : TCT200509C020

Date : May. 13, 2020

Page No.: 4 of 7

According to GS Mark: Restraining maximum values for products:

Unit: mg/kg

Parameter	Category1	Category2		Category3	
	Materials intended to be put in the mouth, or materials of toy with intended to long-term skin contact(longer than 30 seconds)	Materials not covered by Category 1, with foreseeable skin contact for longer than 30 seconds (long-term skin contact) or repeated short-term skin contact*		Materials not covered by category 1 or 2 with foreseeable skin contact up to 30 second(short term skin contact)	
		Toys in the scope of 2009/48/EC	Other products in the scope	Toys in the scope of 2009/48/EC	Other products in the scope
Benzo(a)pyrene(BaP)	< 0.2	< 0.2	< 0.5	< 0.5	< 1
Benzo(e)pyrene(BeP)	< 0.2	< 0.2	< 0.5	< 0.5	< 1
Benzo(a)anthracene(BaA)	< 0.2	< 0.2	< 0.5	< 0.5	< 1
Benzo(b)fluoranthene(BbF)	< 0.2	< 0.2	< 0.5	< 0.5	< 1
Benzo(j)fluoranthene(BjFA)	< 0.2	< 0.2	< 0.5	< 0.5	< 1
Benzo(k)fluoranthene(BkF)	< 0.2	< 0.2	< 0.5	< 0.5	< 1
Chrysene (CHR)	< 0.2	< 0.2	< 0.5	< 0.5	< 1
Dibenzo(a,h)anthracene(DBA)	< 0.2	< 0.2	< 0.5	< 0.5	< 1
Benzo(g,h,i)perylene(BPE)	< 0.2	< 0.2	< 0.5	< 0.5	< 1
Indeno(1,2,3-cd)pyrene(IPY)	< 0.2	< 0.2	< 0.5	< 0.5	< 1
Acenaphthylene(ANY) Acenaphthene(ANA) Fluorene(FLU) Phenanthrene(PHE) Anthracene(ANT) Fluoranthene(FLT) Pyrene(PYR)	Sum < 1	Sum < 5	Sum < 10	Sum < 20	Sum < 50
Naphthalene(Nap)	< 1	< 2		< 10	
Sum of 18 PAHs(EPA)	< 1	< 5	< 10	< 20	< 50

“*” “repeated short-term skin contact” from REACH Annex XVII No. 50 amendment (COMMISSION REGULATION (EU) No 1272/2013).


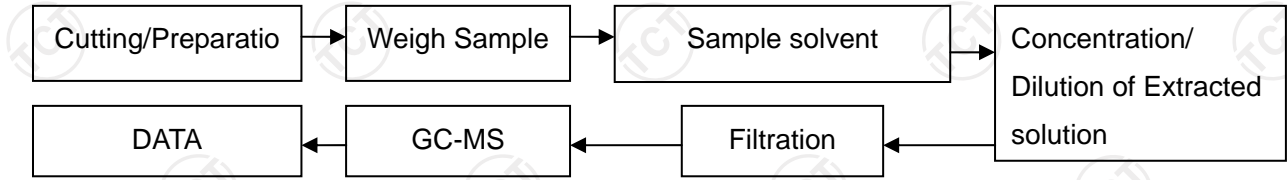
Test Report

Report No. : TCT200509C020

Date : May. 13, 2020

Page No.: 5 of 7

Test Flow Chart




Test Report

Report No. : TCT200509C020

Date : May. 13, 2020

Page No.: 6 of 7

Photo(s) of the sample(s)




Test Report

Report No. : TCT200509C020

Date : May. 13, 2020

Page No.: 7 of 7



***** End of Report *****

Remark: This report is considered invalidated without the Special Seal for Inspection of the TCT. This report shall not be altered, increased or deleted. The results shown in this test report refer only to the sample(s) tested. Without written approval of TCT, this test report shall not be copied except in full and published as advertisement.